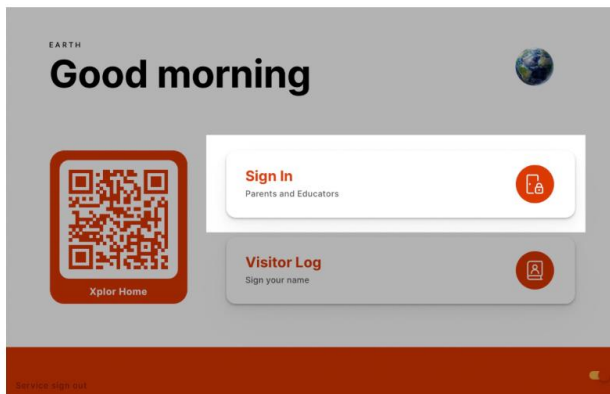
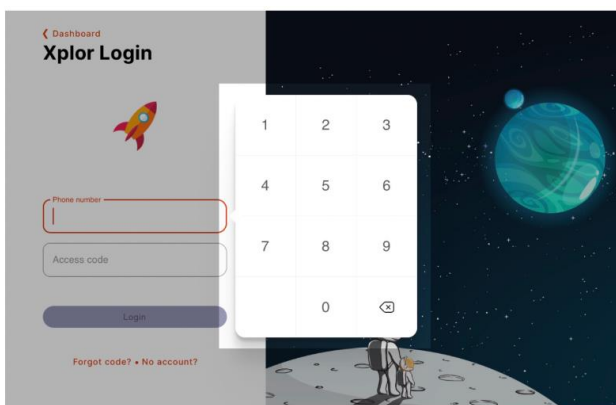


Sign in/out via the Centres HUB

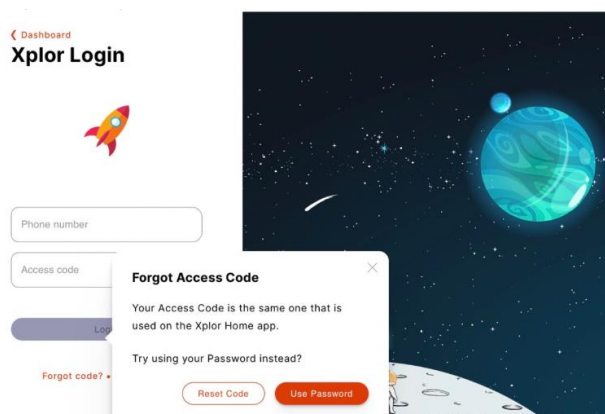
1. Click 'Sign in'



2. Enter mobile number and access code



3. If you have logged in successfully in step 2, skip this step. If you've forgotten your code, or have not yet set up a phone number and access code, you can sign in using your email and password for the time being. Please ensure you have set your password up first. Click on "Forgot Code" then "Use Password". Enter in your email and password.



4. When logged in successfully, parents will see a list of their children.

The screenshot shows a web interface for an attendance system. At the top left, there is a navigation link for 'Dashboard' and a main heading 'Attendance'. Below this, the interface is divided into two sections: 'BOOKINGS TODAY' and 'NO BOOKINGS'. Under 'BOOKINGS TODAY', there is a card for 'Reece Thomas' with a booking for '6:00 AM - 8:00 PM' at 'Koala', and a 'Sign In' button. Under 'NO BOOKINGS', there is a card for 'Serena Thomas' with 'No booking' and a 'Casual Session' button. At the bottom left, the user's name 'Mary Thomas' is displayed, and at the bottom right, there is a 'Log Out' button.

Children who have a booking for the day will appear under the "BOOKINGS TODAY" subheading. Children who do not have a booking for the day will appear under "NO BOOKINGS"